
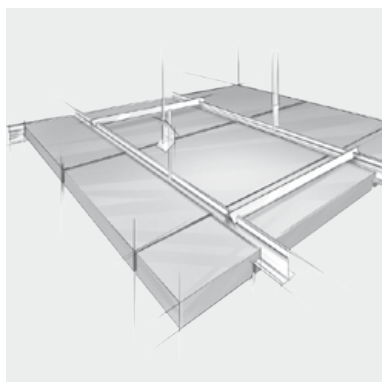
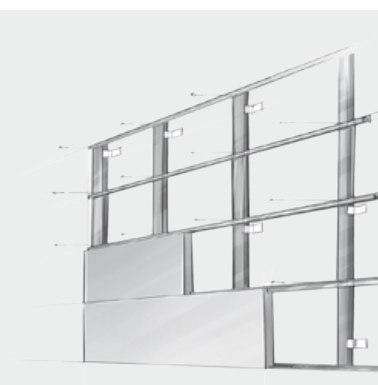
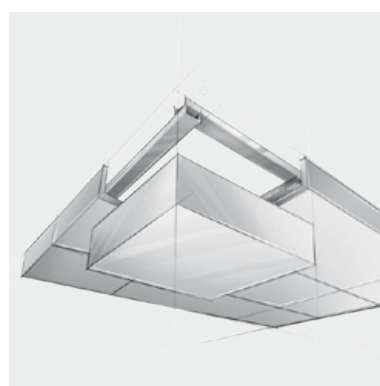
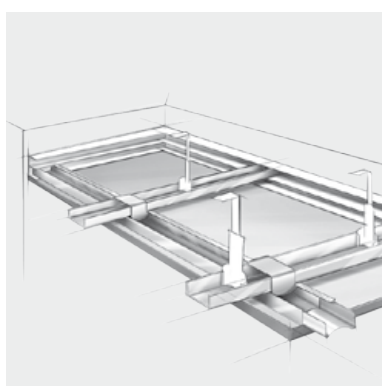
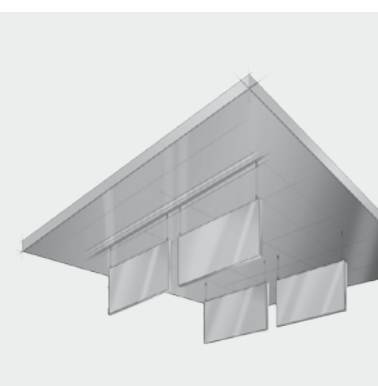




Heradesign®

Product data

HERADESIGN® micro



Product data

HERADESIGN® micro

Single layer layer magnesite-bonded wood wool acoustic panel with fine pore surface structure, building biology recommended.

Colour variants

The natural characteristic structure of the wood wool is ideally suitable as a surface for creative colour schemes. An almost unlimited range of colours is available - almost any colour from popular colour systems such as RAL or NCS, may be selected.

| | | |
|---|--|----|
| Nominal dimensions [mm] | 600 x 600, 625 x 625, 1200 x 600, 1250 x 625 | |
| Thickness [mm] | 25 | 35 |
| Weight [kg/m ²] | 15,0 | 19 |
| Sound absorption value α_w up to 0.55 | | |
| Reaction to fire according to DIN 13501-1: B-s1, d0 | | |
| Designation code: WW-EN 13168-L4-W2-T2-S2-P2-CI3 | | |
| Declaration of performance under www.knaufamf-dop.com | | |

| White similar to RAL 9010 | beige Natural tone 13 | Pastel colours | Solid colours | Metallic colours | Special colours |
|------------------------------|--------------------------|----------------|---------------|------------------|-----------------|
| ● | ● | ● | ● | ● | ● |

Areas of application

As decorative and acoustically effective sub-ceiling and wall cladding for use in interior rooms and roofed outdoor areas, which are not exposed to direct environmental influences such as rain or pollutants.

Limitations of use

- Maximum span 625 mm!
- Suitable for rooms with a constant humidity of up to 90%. For applications where there is a constant humidity in excess of 80% construction physics advice is recommended!

Installation

Installation of HERADESIGN® acoustic panels is part of the interior fitting of the building and must only be carried out under conditions of controlled humidity and temperature. All building activities which create dust must be completed before the start of installation. Store the panels flat and protect against moisture and dirt. The packaging does not protect the products against rain! Also note the relevant application, installation and storage guidelines for HERADESIGN® acoustic panels.

Special information

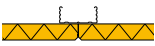

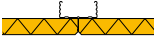

- Deviations in colour from the edge colour and colour perception are possible due to the rough surface of the fibres or the surface of the panel.
- Manufacturing tolerances in nominal dimensions: L4, W2, T2: ± 1 mm, for lengths > 1250 mm L4: ± 2 mm
- A foil (thickness < 30 μ m) is recommended for trickle protection for mineral wool linings.
- Max. changes in dimension in standard climate 23° C/50 % rel. humidity: ± 1 ‰




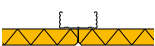


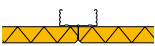
This product information corresponds to the present state of development of our products and become invalid on the publication of a new version. Always make sure that you use the latest version of this information. The suitability of the product is not binding for special individual cases. Warranties and liability for deliveries are governed by our General Terms of Business. Only defect-free products may be installed. No liability will be accepted for the assembly of defective products or for the resulting costs (delay in delivery, remediation of defects). All data are included without warranty. Version 01/2021 - JB

Overview of test reports

Ball impact resistant ceiling panelling according to DIN 18 032 / part 3 or EN 13964 Annex D

| Construction | Product | Substructure | | Center distance support profile | Hanging | Fastening |
|---|---|-----------------------------|--------------|---------------------------------|---------------|----------------------------------|
|  | HERADESIGN® micro Thickness : 25 mm Format: 1250 x 625 | CD sections 60x27x0,6 mm | Double layer | ≤ 625 mm | Nonius hanger | HERADESIGN® screw 9 pcs/panel |
|  | HERADESIGN® micro Thickness : 25 mm Format: 1250 x 625 | Wooden battens 60x30 mm | Double layer | ≤ 625 mm | Nonius hanger | HERADESIGN® screw 9 pcs/panel |
|  | HERADESIGN® micro Thickness : 35 mm Format: 1250 x 625 | CD sections 60x27x0,6 mm | Double layer | ≤ 625 mm | Nonius hanger | HERADESIGN® screw 9 pcs/panel |
|  | HERADESIGN® micro Thickness : 35 mm Format: 1250 x 625 | Wooden battens 60x30 mm | Double layer | ≤ 625 mm | Nonius hanger | HERADESIGN® screw 9 pcs/panel |

Ball impact resistant wall panelling according to DIN 18 032 / part 3

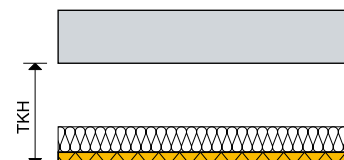
| Construction | Product | Substructure | | Center distance support profile | Hanging | Fastening |
|---|---|-----------------------------|--------------|---------------------------------|---------------|---------------------------------------|
|  | HERADESIGN® micro Thickness : 25 mm Format: 1250 x 625 | Wooden battens 60x30 mm | Double layer | ≤ 312,5 mm | Direct hanger | HERADESIGN® screw 9 pcs/panel |
|  | HERADESIGN® micro Thickness : 25 mm Format: 1250 x 625 | CD sections 60x27x0,6 mm | Single layer | ≤ 312,5 mm | Direct hanger | HERADESIGN® screw 6 Stück / Platte |
|  | HERADESIGN® micro Thickness : 35 mm Format: 1250 x 625 | CD sections 60x27x0,6 mm | Double layer | ≤ 625 mm | Direct hanger | HERADESIGN® screw 9 pcs/panel |
|  | HERADESIGN® micro Thickness : 35 mm Format: 1250 x 625 | Wooden battens 60x30 mm | Double layer | ≤ 625 mm | Direct hanger | HERADESIGN® screw 9 pcs/panel |
|  | HERADESIGN® micro Thickness : 35 mm Format: 1250 x 625 | CD sections 60x27x0,6 mm | Single layer | ≤ 625 mm | Direct hanger | HERADESIGN® screw 9 pcs/panel |

Overview of test reports

Sound absorption values

| Test specimen | | | | | Sound absorption coefficient α | | | | | | | | | | | | | | | | | | | | | | | | | | |
|--------------------------------|----------------|------------------------|-----------------------------|-----------------------|---------------------------------------|------|------|------|------|------|------|------|------|------|------|------|----------------------|------|------|------|------|--------------|------|-------|------|------|------|------|------|----------|------------|
| Panel type | Thickness [mm] | TKH ¹⁾ [mm] | HERADESIGN® Acoustic lining | | Frequencies [Hz], as | | | | | | | | | | | | Frequencies [Hz], ap | | | | | entire range | | Class | | | | | | | |
| | | | [mm] | Gross density [kg/m³] | 100 | 125 | 160 | 200 | 250 | 315 | 400 | 500 | 630 | 800 | 1000 | 1250 | 1600 | 2000 | 2500 | 3150 | 4000 | 5000 | 125 | | 250 | 500 | 1000 | 2000 | 4000 | NRC | α_w |
| without acoustic lining | | | | | | | | | | | | | | | | | | | | | | | | | | | | | | | |
| HERADESIGN® micro | 25 | 25 | 0 | --- | 0,08 | 0,10 | 0,17 | 0,31 | 0,39 | 0,54 | 0,56 | 0,58 | 0,51 | 0,43 | 0,40 | 0,32 | 0,30 | 0,29 | 0,31 | 0,30 | 0,35 | 0,38 | 0,10 | 0,40 | 0,55 | 0,40 | 0,30 | 0,35 | 0,40 | 0,40 | D |
| HERADESIGN® micro | 25 | 55 | 0 | --- | 0,17 | 0,21 | 0,33 | 0,41 | 0,50 | 0,51 | 0,53 | 0,56 | 0,54 | 0,48 | 0,46 | 0,41 | 0,40 | 0,41 | 0,43 | 0,46 | 0,47 | 0,47 | 0,25 | 0,45 | 0,55 | 0,45 | 0,40 | 0,45 | 0,50 | 0,45 | D |
| HERADESIGN® micro | 25 | 85 | 0 | --- | 0,19 | 0,25 | 0,33 | 0,50 | 0,61 | 0,65 | 0,69 | 0,69 | 0,68 | 0,60 | 0,51 | 0,46 | 0,45 | 0,46 | 0,50 | 0,48 | 0,50 | 0,48 | 0,25 | 0,60 | 0,70 | 0,55 | 0,45 | 0,50 | 0,55 | 0,55 (L) | D |
| HERADESIGN® micro | 35 | 35 | 0 | --- | 0,17 | 0,19 | 0,33 | 0,45 | 0,54 | 0,56 | 0,50 | 0,40 | 0,35 | 0,29 | 0,26 | 0,24 | 0,25 | 0,27 | 0,28 | 0,32 | 0,34 | 0,41 | 0,25 | 0,50 | 0,40 | 0,25 | 0,25 | 0,35 | 0,35 | 0,30 (L) | D |
| with acoustic lining | | | | | | | | | | | | | | | | | | | | | | | | | | | | | | | |
| HERADESIGN® micro | 25 | 200 | 40 | 50 | 0,39 | 0,53 | 0,56 | 0,50 | 0,46 | 0,47 | 0,43 | 0,38 | 0,36 | 0,33 | 0,30 | 0,30 | 0,32 | 0,35 | 0,35 | 0,36 | 0,39 | 0,42 | 0,50 | 0,50 | 0,40 | 0,30 | 0,35 | 0,40 | 0,35 | 0,35 (L) | D |
| HERADESIGN® micro | 25 | 200 | 100 | 90 | 0,39 | 0,48 | 0,57 | 0,47 | 0,45 | 0,47 | 0,46 | 0,42 | 0,38 | 0,33 | 0,32 | 0,30 | 0,32 | 0,36 | 0,37 | 0,39 | 0,42 | 0,45 | 0,50 | 0,45 | 0,40 | 0,30 | 0,35 | 0,40 | 0,40 | 0,35 (L) | D |
| HERADESIGN® micro | 25 | 300 | 40 | 50 | 0,39 | 0,50 | 0,45 | 0,45 | 0,47 | 0,47 | 0,45 | 0,46 | 0,46 | 0,46 | 0,45 | 0,44 | 0,45 | 0,48 | 0,49 | 0,51 | 0,50 | 0,53 | 0,45 | 0,45 | 0,45 | 0,45 | 0,45 | 0,50 | 0,45 | 0,45 | D |
| HERADESIGN® micro | 35 | 200 | 40 | 50 | 0,25 | 0,56 | 0,47 | 0,39 | 0,36 | 0,32 | 0,32 | 0,31 | 0,30 | 0,27 | 0,27 | 0,29 | 0,29 | 0,28 | 0,31 | 0,33 | 0,39 | 0,40 | 0,45 | 0,35 | 0,30 | 0,30 | 0,30 | 0,35 | 0,30 | 0,30 (L) | D |

¹⁾ TKH: Total construction height: Lower edge of ceiling to lower edge of HERADESIGN® acoustic panel
 NRC value: Average α_w over the frequencies (250 + 500 + 1000 + 2000):4, rounded to the next increment 0,05



Fire resistance duration

| Construction | Product | Substructure | Mineral wool lining | Classification | Evidence | AbP No./Institut |
|--------------|--|------------------------------|---|-----------------------|---------------------------------------|-----------------------------------|
| | HERADESIGN® micro Thickness: 25 mm | CD sectionse 60x27x0,6 mm | Lining 2 x 50 mm Gross density: 90 kg/m³ | EI 30 (a–b) | No. 3730/372/10 MPA Braunschweig D | P-MPA-E-16-005 MPA-NRW Erwitte |
| | HERADESIGN® micro Thickness: 25 mm | Wooden battens 60x30 mm | Lining 2 x 50 mm Gross density: 90 kg/m³ | EI 30 (a–b) | No. 3729/371/10 MPA Braunschweig D | P-MPA-E-16-006 MPA-NRW Erwitte |

Standard flank noise level difference as per DIN EN ISO 10848-2:2006

| Construction | Description | Classification | Evidence |
|--------------|---|----------------|--|
| | HERADESIGN® micro Thickness: 25 mm inlay mounting T- section system suspension height: 400 mm HERADESIGN® Acoustic lining 40 mm (50 kg/m³) | Dn,f,w= 50 dB | P-BA 142-2009 Fraunhofer-Institut Stuttgart |
| | HERADESIGN® micro Thickness: 25 mm inlay mounting T- section system suspension height: 700 mm | Dn,f,w= 32 dB | P-BA 137-2009 Fraunhofer-Institut Stuttgart |
| | HERADESIGN® micro Thickness: 25 mm inlay mounting T- section system suspension height: 700 mm HERADESIGN® Acoustic lining 40 mm (50 kg/m³) | Dn,f,w= 43 dB | P-BA 136-2009 Fraunhofer-Institut Stuttgart |
| | HERADESIGN® micro Thickness: 25 mm inlay mounting T- section system suspension height: 700 mm HERADESIGN® Acoustic lining 40 mm (50 kg/m³) absorber panel in the partition wall area | Dn,f,w= 62 dB | P-BA 135-2009 Fraunhofer-Institut Stuttgart |

